

Quick Info

CRI \geq 80 /90

2700K, 3000K, 4000K

Up to 80 lm/W

Non-Dimmable/ Dali-Dimmable

SDCM<3

Opal Diffuser




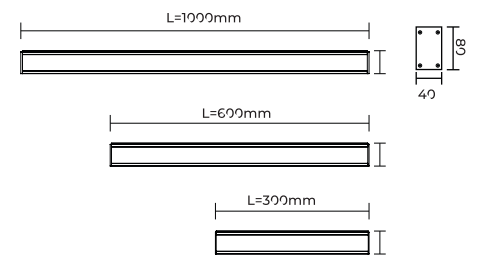
L70 @50,000h

Aluminium Die-Cast

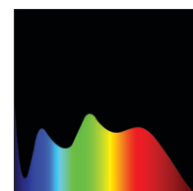
Types

Surface

Single Line Diagram



Light Distribution



CRI \geq 80/90

PROXIMA WALL LIGHT



PROXIMA WALL LIGHT DIRECT

Product Order Code	System Power	Dimensions
1764	10W	L=300mm, W=40mm H=80mm
1765	15W	L=600mm, W=40mm H=80mm
1766	20W	L=1000mm, W=40mm H=80mm

PROXIMA WALL LIGHT DIRECT-INDIRECT

Product Order Code	System Power	Dimensions
1767	15W	L=300mm, W=40mm H=80mm
1768	30W	L=600mm, W=40mm H=80mm
1769	40W	L=1000mm, W=40mm H=80mm

Order Options

CCT (Colour Temperature)

2700K

3000K

4000K

CRI

>80

>90

Beam Angle

110°

Control

Non-Dimmable



Dali-Dimmable



Mounting Type

Surface

Material Colour

Black



White



Grey

